






Aluminum Compacts

Alloy		Composition Limits Maximum unless shown as a range						Aluminum Association Color Coding	Form
85% Mn	H2485	Mn	84 - 86	Si	0.10	Others Each	0.05	 1 Purple	Mini Tablets
				Fe	0.20	Total	0.15		
				Cr	0.10				
80% Fe	H2880	Fe	79 - 81	Mn	0.30	Others Each	0.05	 1 Black	Mini Tablets
				Cu	0.15	Total	0.15		
				Cr	0.10				
75% Cr	H2975	Cr	74 - 76	Si	0.30	Others Each	0.05	 1 Orange	Mini Tablets
				Fe	0.50	Total	0.15		
				Mn	0.10				
90% Ti		Ti	89 - 90	Si	0.35	Others Each	0.05		Mini Tablets
				Fe	0.35	Total	0.15		